





LIST INDIVIDUAL COURSES

<i>PHOTO</i>	<i>DESCRIPTION</i>	<i>HOURS</i>	<i>COSTS €</i>
	<i>excluding 21% IVA</i>		
	<p>STAINED GLASS</p> <p>Ancient technique, used to make the Cathedral windows. Using strips of lead in the shape of H and U, where in the grooves are inserted the pieces of glass. At the end of the work to give more solidity to the window, a grouting will be made so that the pieces of glass don't vibrate between them.</p>	Hour 8 Hour 16 Hour 24	190,00 360,00 480,00
	<p>TIFFANY TECHNIQUE</p> <p>This technique is very flexible and allows the creation of very minute details, no doubt it's one of the most beautiful works in this medium. Construction of small glass cathedral glass.</p>	Hour 8 Hour 16 Hour 24	190,00 360,00 480,00
	<p>GLASS MELTING</p> <p>Fusion is very old, the Egyptians already knew and practiced it with success. It's a technique of working glass for overlapping, folding, molding and staining by means of ceramic oxides.</p>	Hour 8 Hour 12	190,00 260,00
	<p>TIFFANY LAMPS</p> <p>For the realization of the lamps you are using the opalescent glass. The use of polystyrene tames make the job easier, because the pieces of glass when placed on the model, will take the shape of the template. Construction of a lamp diameter 30 cm.</p>	Hour 16 Hour 24	360,00 480,00
	<p>GLASS MOSAIC</p> <p>The first examples of mosaic dates back to the sixth century BC. With this process windows, objects and furniture can be made.</p>	Hour 8 Hour 12	170,00 230,00
	<p>CONTOUR RESIN</p> <p>With this technique it is possible to make objects very rich in detail. The best effect is obtained by carrying out the decoration on a piece of frosted glass and the decoration itself will be transparent.</p>	Hour 8 Hour 12	170,00 230,00
	<p>OTHER VARIABLES</p> <p>Various different objects created from glass.</p>	Hour 8 Hour 12	170,00 230,00

If you need an interpreter € 5,00 to person for lesson